

# THE UK SIKH SURVEY

The largest and most comprehensive Sikh Survey in the UK developed by the Sikh Network

## UK Sikh Survey 2016 *Findings*



The UK Sikh Survey 2016 was developed by the Sikh Network and is the largest and most comprehensive ever survey of UK Sikhs. Data and information gathered in the survey will be used to better inform policy and decision making by government departments, other public bodies and political parties to properly address the needs and issues that matter to the British Sikh community.

[The Sikh Network](#) is responsible for co-ordinating dialogue with the UK Government on behalf of British Sikhs with respect to the [Sikh Manifesto 2015-2020](#). The Sikh Manifesto is an invaluable document to empower the UK Sikh community to engage with UK politicians and political parties and create partnerships with democratic institutions.

To know more about the UK Sikh Survey 2016 please contact the Sikh Network on [info@thesikhnetwork.com](mailto:info@thesikhnetwork.com)

# Foreword

The UK Sikh Survey 2016 is the largest and most comprehensive specific study to date of the views of Sikhs in the UK. It has been developed and managed by the Sikh Network and was devised as there was a particular need for better statistical evidence on a range of issues that concern the British Sikh community where there was a knowledge gap. To date much of the data that was available on the Sikh community, in respect of contemporary issues and challenges, has been anecdotal.

The survey provides invaluable information to decision makers, academics, government bodies, politicians and political parties and will help shape policies which affect all Sikhs in the UK. The Office for National Statistics (ONS), the government's largest producer of statistics has in particular been interested in the findings and how they could be used.

Many of the questions in the UK Sikh Survey 2016 relate directly or indirectly to the Sikh Manifesto which was also developed by the Sikh Network and published in January 2015 before the General Election in May. The Sikh Manifesto was formulated after extensive outreach, amongst the British Sikh community, across the length and breadth of the United Kingdom.

The UK Sikh Survey, unlike other smaller surveys of Sikhs, has not simply relied on online responses through self-selection that by definition are limited. The Sikh Network has instead made maximum use of campaigners from dozens of Sikh organisations working in different disciplines across the UK and targeted those groups that are difficult to reach in major cities in all regions of the UK.

Face to face interviews where assistance has been provided have been adopted where necessary and hard copies of written questionnaires completed at significant gatherings of Sikhs in the 10 week survey period.

This has enabled the Sikh Network to gather the views and opinions of Sikhs on issues that matter to them in order to be able to provide a meaningful thematic overview relating to four key themes. In addition to being an effective communication tool for British Sikhs the UK Sikh Survey Report is also for key policy makers in disseminating new empirical evidence on what it means to be a British Sikh.

The aim of the UK Sikh Survey Report 2016 is to provide a way forward for policy think tanks and key policy makers in their acknowledgement of recognising the needs and aspirations of the British Sikh community.


# Table of contents

|  |    |
|--|----|
| Introduction   | 4  |
| Executive summary                                    | 5  |
| Sections:  |    |
| 1. Sikh identity                                     | 6  |
| 2. Discrimination, hate crime and grooming           | 8  |
| 3. Education, employment and contribution to society | 10 |
| 4. Political activism and representation             | 11 |
| 5. Relevance to Sikh Manifesto issues                | 13 |
| Acknowledgements                                     | 15 |

# Introduction

The Sikh Network is comprised of thousands of Sikh activists ranging from professionals, academics, civil servants, philanthropists, charity workers and students from across the UK. It is an open network that not only brings together activists, but also joins up campaigners from dozens of Sikh organisations working in the political arena, with the youth, on charitable endeavours and human rights.

The Sikh Network is responsible for providing strategic direction and co-ordinating dialogue with the UK Government on behalf of British Sikhs with respect to the Sikh Manifesto 2015-2020. The Sikh Manifesto is an invaluable document to empower the UK Sikh community to engage with UK politicians and political parties and create partnerships with democratic institutions.



The UK Sikh Survey 2016 is the largest and most comprehensive ever Sikh survey in the UK with over 4,500 respondents aged 16 and over. Responses have come from Sikhs from all twelve regions of the UK with a good gender and age mix. The Sikh Network who developed and managed the survey has gone to great lengths to get responses from Sikhs across the spectrum in terms of their identity. 58% of respondents are not turban wearing and 48% have described themselves as those who do not have uncut hair.

Having access to good quality data on the Sikh population in the UK for decision making is a basic, but essential need of all Sikh organisations, government departments, other public bodies and political parties.

Such data enables stakeholders to better understand the attitudes and practices of British Sikhs, which in turn improves policy planning and community engagement. The consequence of not having good quality data results in policy makers being forced to make decisions on the basis of opinion or assumption, which can result in poorly considered policies and practices. This ultimately leads to an inability to properly address the needs and issues that matter to the British Sikh community.

## Existing data



The last two censuses in 2001 and 2011 have included a tick box for Sikhs under the optional faith section of the questionnaire but no similar option was given under the mandatory ethnicity section.

The result of this was, although some data on Sikhs was captured, it was not fully reflective of the community at large and it was not possible to examine some of the intricacies of the lives of British Sikhs in a way that would be useful to stakeholders, such as concerning the Sikh identity, discrimination and hate crime.

Attempts have been made by Sikh organisations over the years to provide this much needed snap shot of British Sikh life but the success of these have been limited because of a lack of participation and bias resulting with extensive reliance on self-selection online. This has meant that a broad, diverse and large set of data has not been possible, which could explain the lack of influence of these findings over public policy.

## The UK Sikh Survey 2016



To fill this void, the Sikh Network created the UK Sikh Survey with three clear aims;

1. carry out the largest and most diverse independent survey of British Sikhs;
2. encourage wide use of the data to facilitate better engagement on issues affecting British Sikh; and
3. ensure the data constitutes a key input into government policymaking.

The survey was open for a period of around 10 weeks from late May until early August 2016. There were a total of 4,559 responses. The UK Sikh Survey 2016 was a combination of self-selection and targeting of groups i.e. the elderly or non-digital population, that are more difficult to reach through self-selection to ensure a better cross section of the community was covered.

These groups were targeted through face to face interviews and hard copies of written questionnaires that were completed in public places like Gurdwaras attended by most Sikhs.

The survey provides unprecedented data on the concerns and issues important to British Sikhs which can be broken down by characteristics like gender and age. The number of respondents is also sufficiently large for five of the twelve regions to draw regional conclusions where most Sikhs live.

Combined with the data from the Census 2011, this data provides an unmatched level of insight into British Sikhs for government departments, other public bodies and political parties.

# Executive summary

## Findings

This report contains the network's findings and is intended to assist government departments, other public bodies and political parties to understand existing trends and developments of the British Sikh community.

Over the coming months and years we expect to produce a series of more detailed papers on single issues, especially where there is a clear need from a public policy perspective.

This report looks at four key themes which tie in with different parts of the Sikh Manifesto released in January 2015. These themes are:

1. Sikh identity
2. Discrimination, hates crime and grooming
3. Education, employment and contribution to society
4. Political activism and representation



Key points from these themes are below.

### Section 1 – Sikh identity

- 69% of all Sikhs are born in the UK
- Over 91% of Sikhs in the UK have British nationality
- 19 out of 20 Sikhs reject being described as 'Indian' or 'Asian'
- 93.5% of Sikhs would welcome the inclusion of a separate ethnic tick box for Sikhs in the Census 2021
- More than 94% of Sikhs would welcome a Statutory Code of Practice for the 5K's and Sikh turban

### Section 2 – Discrimination, hate crime and grooming

- 1 in 7 Sikhs directly experience discrimination in the workplace
- 18% of Sikhs (nearly 1 in 5) have encountered discrimination in a public place in the last 12 months
- 8% (or 1 in 12) have experienced discrimination when dealing with public officials in the last 12 months
- Over 100,000 hate crimes against Sikhs aged 16 and over in the last 12 months
- 30% under the age of 40 indicate being targeted to covert to another faith
- More than 1 in 7 of Sikh women indicate being targeted by grooming gangs
- 90% feel not enough is being done to tackle sexual grooming and forced conversions

### Section 3 - Education, employment and contribution to society

- Sikhs twice as more likely to have a degree or higher qualification compared to the average for the population
- Sikhs least likely to be unemployed, consistent with basic Sikh principle of working to earn an honest living
- 92% of Sikhs are owner occupiers the highest for any group in the UK
- Sikhs donate over £1.2 million a day to charities, equivalent to more than 6.5 times the average annual charitable donation per person
- Four out of five think the UK Government has not done enough to recognise Sikh sacrifices in the First World War

### Section 4 – Political activism and representation

- Sikhs had the highest turnout of any group in the last General Election
- Sikhs 5 times more likely to be members of political parties
- Political parties are struggling to get the vast majority of Sikh voters to identify with them
- Nearly three quarters of Sikhs are dissatisfied with their MPs on taking forward Sikh issues
- Only 1 in 9 Sikhs feel Parliament effectively represents them
- More than three quarters indicate political engagement and interest would be increased if there were more Sikh MPs & Peers



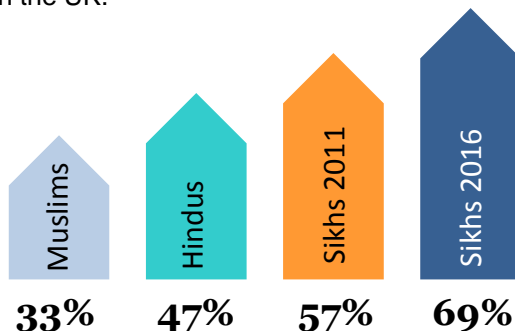
## Sikh identity

National identity is a matter important to the identity of Sikhs, much as it is to a large part of the British population. In the Citizenship Survey of 2011, 48.2 per cent of respondents thought that it was “very important” to their sense of who they were, and another 37.9 per cent considered it “quite important”. This is the same for Sikhs in this survey.

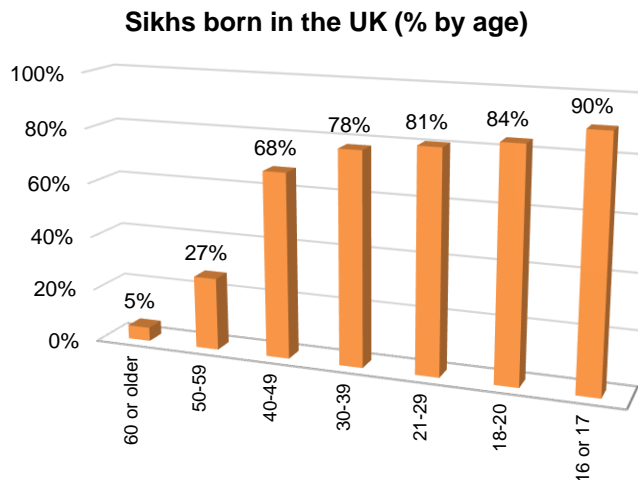
The use of overarching categories can lead to communities being mislabelled and perhaps even misunderstood. How Sikhs are enumerated is an important question, especially post-Brexit. Ethnicity, religion and nationality are all categories that could work for Sikhs.

### 69% of all Sikhs are born in the UK

The UK Sikh Survey 2016 shows 62% of Sikhs aged 16 and over are born in the UK. The last ONS Census in 2011 showed 57% of Sikhs were born in the UK, compared to 47% of Muslims and 33% of Hindus. At the last Census Sikhs had one of the youngest age profiles with over 34% of Sikhs under the age of 24. Given most Sikhs under 16 will be born in the UK this suggests an estimated 69% of all Sikhs are born in the UK. By the Census 2021 around 75% of Sikhs are expected to be born in the UK.



The age profile of those born in the UK is not hugely surprising, but this has many wide ranging implications internally for the Sikh community in terms of those running our main religious institutions, namely Gurdwaras, leading Sikh organisations, the Sikh media and externally for local and national decision making bodies.



### Over 91% of Sikhs in the UK have British nationality

A staggering 89% of Sikh respondents to the survey aged 16 and over described their nationality as British. Adjusting for those under the age of 16 this rises to just over 91%. In comparison an estimated 40% of Hindus have retained Indian nationality instead of choosing to become British nationals. The last available Annual Population Survey (APS) for the year ended 31 December 2014 that builds on the Labour Force Survey (LFS) showed 91.7% of the UK population was British.



Ten years earlier only 1 in 20 (5.0%) of the resident population in the UK were non-British nationals, but this had risen to 1 in 12 (8.4%) by 2014 with an 80% increase in non-British nationals mainly driven by an increase in residents holding EU nationality. For example, less than 4% of the estimated 800,000 from Poland have changed their nationality to become British.

### 19 out of 20 Sikhs reject being described as 'Indian' or 'Asian'

Given the number of Sikhs born in the UK and those with British nationality it is not surprising that when asked how they identify themselves 94% of respondents to the survey aged 16 and over choose Sikh rather than Indian or Asian. If Sikhs under the age of 16 were also asked the same question this percentage would no doubt increase further indicating 19 out of 20 Sikhs reject being called 'Indian' or 'Asian'.

### 19 OUT OF 20 SIKHS REJECT BEING DESCRIBED AS 'INDIAN' OR 'ASIAN'



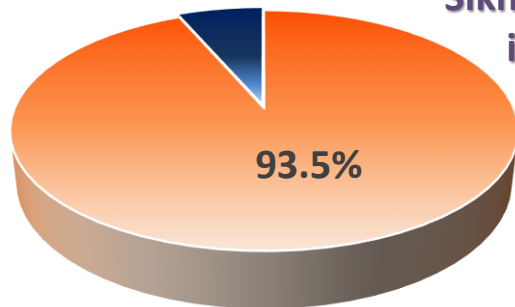
## Sikh identity (continued)

**Strong evidence indicates that ONS should recommend to Parliament the inclusion of a separate ethnic tick box for Sikhs in the Census 2021**

93.5% of Sikhs responding to the survey aged 16 and over have said they would welcome the inclusion of a separate ethnic tick box for Sikhs in the Census 2021. More than 40,000 Sikhs 'protested' in the 2011 Census by ticking the 'Other' category and writing 'Sikh'. Sikhs were by far the largest group that chose this write in option. The ONS consultation for the Census 2021 has indicated the clear demand for a Sikh ethnic tick box and the ONS has therefore agreed to test a Sikh ethnic tick box in 2017.

The Census 2021 is expected to be the last of its kind, and must meet as many user requirements as possible. Existing questions need to be redeveloped to account for increasing or changing user requirements. There is also a precedence of adding new tick boxes for the ethnic question in all previous Census questionnaires. The combination of responses from the overwhelming majority to the wide range of Sikh identity questions in the UK Sikh Survey 2016 increases pressure on the ONS to recommend to Parliamentarians the inclusion of a separate ethnic tick box for Sikhs.

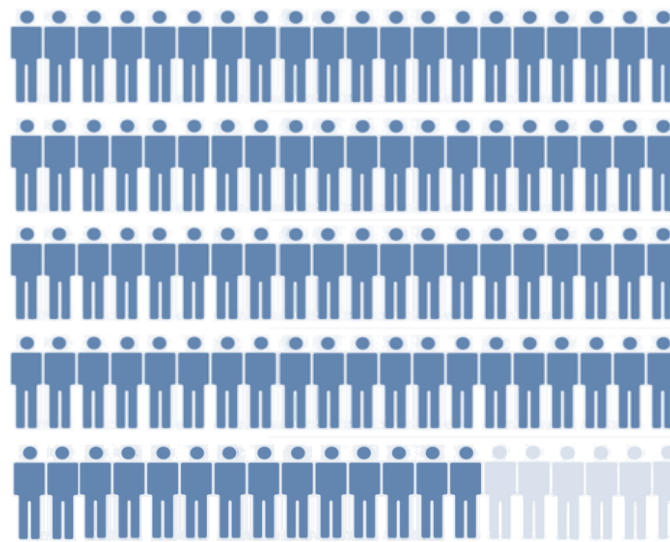
**Sikh Tick Box in Census**



**Huge demand for Statutory Code of Practice for the 5K's and Sikh turban**

More than 94% of all Sikhs responding to the UK Sikh Survey 2016 responded to say they would welcome a Statutory Code of Practice for the 5K's and Sikh turban despite nearly 75% of respondents not being Amritdhari or practising Sikhs who are required to have the 5K's and 58% of respondents not wearing the turban. The Code of Practice would set out in one official document the existing legal protection safeguarding various aspects of the Sikh identity and through increased awareness would reduce the level of discrimination by public officials.

**94 OUT OF 100 SIKHS WOULD WELCOME A STATUTORY CODE OF PRACTICE FOR THE 5K's & TURBAN**



Sikh articles of faith 5K's and Sikh Turban

## Discrimination, hate crime & grooming

On 27 August 2016 the Prime Minister launched a race audit of public services. British courts recognise and protect Sikhs and Jews as separate racial groups. Government departments need to identify and publish details of the varying experiences and outcomes of different racial groups when using public services. The information, which will be published within a year and updated annually after that, will cover health, education, employment, welfare, skills and criminal justice.

The UK Sikhs Survey shines light on the extent to which Sikhs experience discrimination in the workplace, in public spaces and at the hands of public officials. The race audit should cover Sikhs that work in the public sector and also address discrimination Sikhs face from public officials or in public spaces managed by the public sector.



Cabinet Office



The Rt. Hon. Maria Miller, the Chair of the Women and Equalities Select Committee on 15 November wrote to Amber Rudd, the Home Secretary and John Manzoni, the Chief Executive of the Civil Service, asking what actions they are taking to address discrimination faced by Sikhs at the hands of public officials identified by the UK Sikh Survey 2016.

**14% of Sikhs (or 1 in 7) have directly experienced discrimination in the workplace in the last 12 months.**

1 in 6 Sikhs that keep uncut hair (men and women) have faced the highest levels of discrimination in the last 12 months closely followed by turban wearing Sikhs (who are generally men, but can also be women).

### 1 IN 7 SIKHS HAVE BEEN THE VICTIM OF DISCRIMINATION IN THE WORKPLACE



There are many reasons why ethnic minorities are underrepresented in the workplace and particularly in management and senior management positions.

Most ultimately boil down to forms of discrimination which range from overt racism to more subtle and harder to detect forms of bias. It is vital that those in senior positions in public services and business leaders understand the barriers visible ethnic minorities, such as Sikhs, face and take decisive steps to reduce and remove these barriers in their own workplaces.

The business case has never been clearer: by 2051, one in five people in the UK will be from an ethnic minority background, representing a scale of consumer spending and political voting power that business and government alike cannot afford to ignore.

One should not underestimate the impact of discrimination on an individual. This can include lower self-esteem, psychological distress, anxiety and depression. The impacts are not only felt by the individual, but can have repercussions on family life and relationships. Discrimination at work can also have an impact on the ability of a person to progress and reach their full potential within an organisation. Despite having the Equality Act 2010 to protect people from discrimination the question one must ask is how effectively are policies being implemented to tackle discrimination.

### Sikhs encounter unacceptably high levels of discrimination in their daily lives in public spaces

18% of Sikhs (nearly 1 in 5) have encountered discrimination in a public place (such as a store, airport, sporting venue etc.) in the last 12 months. The most common example given is airports (UK and abroad), others include public transport, sporting events, shopping, at school, in restaurants and coffee shops, in cinemas, at theme parks, at tourist attractions, at the doctors, in hospital or simply walking on the street. The turban and Kirpan appear to be the key triggers. The percentage of Sikh men encountering discrimination is almost 21% compared to 15% of Sikh women. Interestingly those aged 20-40 experience the highest levels of discrimination as they probably have the greatest interaction in all aspects of the British way of life. Discrimination towards minority groups, like Sikhs, has existed in society for decades, and though in recent years these negative attitudes should have declined, many barriers and disadvantages clearly still exist for those belonging to different visible cultures. These barriers occur in day-to-day activities and interactions with people and also in their access to services.

### 1 IN 5 SIKHS HAVE BEEN THE VICTIM OF DISCRIMINATION IN A PUBLIC PLACE





## Discrimination, hate crime & grooming (continued)

### ***Sikhs suffer unsatisfactory discrimination at the hands of public officials***

8% (or 1 in 12) have experienced discrimination when dealing with public officials (such as local government officials, police officers, health workers, teachers etc.) in the last 12 months. The most common example quoted was police officers, but also included teachers and lecturers, doctors, nurses, local council staff, and not surprisingly security staff at airports and immigration officers.

The percentage of Sikh men experiencing discrimination is almost 9.5% compared to 6% of Sikh women. In terms of age the highest percentage were Sikhs in their twenties.

### ***Over 100,000 hate crimes against Sikhs in the last 12 months***



More than 1 in 5 or 21% of those taking part in the survey have personally experienced race hate crime i.e. verbal or physical abuse in the last 12 months. The percentage for turban wearing Sikhs is higher at 27%. That equates to over 100,000 hate crimes against Sikhs in the last 12 months. Our view is the UK Government and public bodies have systematically failed the minority Sikh community by not adequately responding to the disproportionate impact of racism and hate crime targeting Sikhs since 9/11. The Crime Survey for England and Wales reports that the risk of being a victim of hate crime is higher if you are from an ethnic background compared to a white background.

One must also ask the question of how hate crimes are recorded and are they done so in an accurate manner. With reports that hate crimes against Sikhs are being wrongly recorded by the police as Islamophobia incidents one must question the religious literacy of the police and the actual accuracy of the recorded data. This has the consequence that reduced attention and resources will be allocated to deal with hate crimes that are targeted against Sikhs.

The Hate Crime Action Plan published in July this year was an excellent example of how Sikhs are 'invisible' to decision makers and senior politicians. The Home Secretary and Secretary of State at the Department for Communities and Local Government have to date been unable in the last three months to answer the concerns we raised after the Hate Crime Action Plan was published.



**OVER 100,000  
HATE CRIMES  
AGAINST SIKHS  
IN THE LAST  
12 MONTHS!**

### ***30% under the age of 40 indicate being targeted to covert to another faith***

25% of Sikhs over the age of 16 taking part in the UK Sikh Survey 2016 have been personally or know a friend or relative who has been targeted or experienced conversion to another faith. This rises to 30% when examining responses from those under the age of 40.

### ***More than 1 in 7 of Sikh women indicate being targeted by grooming gangs***

13% of Sikhs over the age of 16 taking part in the UK Sikh Survey 2016 have themselves or know a friend or relative who has been a victim or a target for sexual grooming. This rises to 15% when considering responses from Sikh women and 17% when examining responses from Sikhs under the age of 30.

### ***90% feel not enough is being done to tackle sexual grooming and forced conversions***

90% of those aged 16 and over taking part in the UK Sikh Survey 2016 feel not enough is being done to tackle sexual grooming and forced conversions. The percentage hardly varies between genders and for different age groups, although those aged 20-40 had the highest percentages of discontent.

**1 IN 7 SIKH WOMEN HAVE INDICATED  
BEING TARGETED BY GROOMERS**

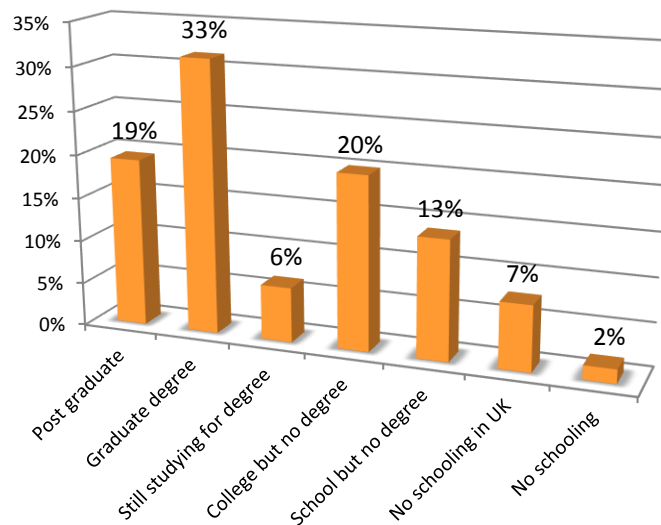


## Education, employment & contribution to society

***Sikhs twice as more likely to have a degree or higher qualification compared to the average for the population***

The 2011 Census showed 27.2% of the population aged 16 to 74 had a degree or equivalent or higher qualification. The 2001 Census showed that, of all religious groups, Muslims are most likely to have no qualifications (23%) followed by those of Christian faith (22%). Conversely, only 8% of Sikhs had no qualifications. This is similar to 9% of those that responded to the UK Sikh Survey. In 2001 at 23%, Christians had the lowest percentage of people with degree or equivalent or higher qualification in stark contrast to 46% of Sikhs. The UK Sikh Survey however indicates that 15 years later this has increased to a staggering 58.2%.

UK Sikh Education & Qualification



***Sikhs least likely to be unemployed, consistent with basic Sikh principle of working to earn an honest living***

The latest UK jobless rate is at an 11-year low of 4.8%, but the UK Sikh Survey shows the figure for Sikhs is 2.7%. In August 2016 the Women and Equalities Committee reported 12.8% of Muslims were unemployed. The latest Office for National Statistics figures show the number of self-employed workers is increasing and accounts for 15% of all people in work. The UK Sikh Survey shows 22.3% of Sikhs in work are self-employed. In the 2011 Census in terms of employment, Jews and Sikhs had the highest percentage of people in the 'Managers, directors and senior officials' category at 19.4% and 13.3%. Muslims are the religious group most likely to perform lower skilled jobs with 13% holding 'process, plant or machinery roles' compared to the national average of 7% and 14% doing 'elementary occupations' compared to the national average of 11%.


***92% of Sikhs are owner occupiers the highest for any group in the UK***

According to ONS analysis of 2011 Census statistics; Sikh, Jewish and Hindu households are the most likely to own their home (outright or via a mortgage) at 82%, 77% and 74% respectively. Muslim households were the least likely to be homeowners at 52% and the most likely to be living in social rented accommodation at 28%. 92% of those responding to the UK Sikh Survey stated they were living in owner occupier property suggesting the upward trend has continued in the last 5 years.

***Sikhs donate over £1.2 million a day to charities, equivalent to more than 6.5 times the average annual charitable donation per person***

The average annual charitable donation per person aged 16 and over in the UK in 2014 was £168. The UK Sikh Survey indicates the average charitable donation for Sikhs is more than 6.5 times higher at £1,095. This equates to Sikhs donating around £440 million to charities each year or over £1.2 million each day. Nearly 30% is donated to Gurdwaras and 15% to UK based Sikh charities. Non-Sikh charities in the UK receive around 20% of donations and Sikh charities in Punjab a further 17% of charitable donations.

***Four out of five think the UK Government has not done enough to recognise Sikh sacrifices in the First World War***



**4 IN 5 SIKHS SAY NOT ENOUGH HAS BEEN DONE TO MARK SIKH WW1 SACRIFICES**

Responses to the UK Sikh Survey indicate 22% and 34% had a family member serve in the First World War and Second World War respectively. At the beginning of the First World War, 35,000 Sikhs has enlisted and this rose to over 100,000 by the end of the war in 1918. The contribution of Sikhs needs to be recognised at a national level, within government, schools, in terms of memorials in remembrance of their sacrifice and courage and be part of a more visible history of this country. These figures show a very significant contribution and are part of the history of families in the UK.

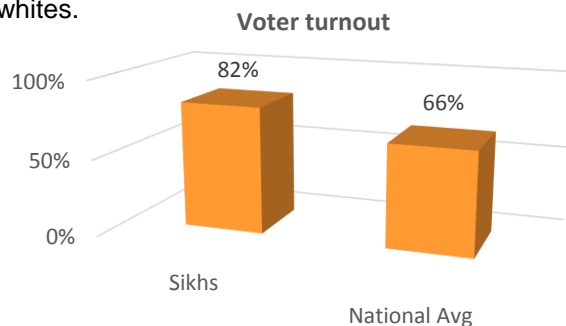
More than four out of five that responded to the UK Sikh Survey think the UK Government has not done enough in the 2014-2018 period to recognise Sikh sacrifices in the First World War, such as allocate a site for a permanent monument in central London.

**£1.2 million per day**

## Political activism & representation

### *Sikhs had the highest turnout of any group in the last General Election*

92.4% of those responding to the UK Sikh Survey who could register to vote at the last General Election on 7 May 2015 registered to vote under the Individual Electoral Registration scheme. The turnout of Sikhs who registered to vote was 82% compared to the national average of 66.4%. The voter turnout increased with age ranging from 73.5% for those in their 20s to 89.1% for those 50 years of age and older. Nationally the turnout of 18-24 year olds in the last two General Elections has been around 43-44% suggesting in comparison younger Sikhs are much more likely to vote. For those aged 55 and over the turnout has been 77-78% again suggesting older Sikhs are much more likely to use their vote. The turnout for all BME voters in the last General Election has been estimated to be around 56% compared to 68% for whites.



### *Sikhs 5 times more likely to be members of political parties*

The total membership of British political parties is approaching 1 million or around 2.1% of the electorate. 10.1% of respondents to the UK Sikh Survey indicated they were members of political parties. This suggests Sikhs are five more times more likely to be members of political parties. The split of membership between political parties is about the same in terms of proportions for the two main political parties.



Sikh men are more likely to be members of political parties, but the UK Sikh Survey indicates for every 100 Sikh men who become members of political parties there are also 65 Sikh women who are members. The highest proportion of Sikhs who are members of political parties are those aged 50 and over followed by those in the 20s. The UK Sikh Survey suggests Sikhs are more likely to become members of political parties in London and the South East than in the West Midlands, East Midlands and Yorkshire and Humber regions.

Based on the UK Sikh Survey there may be as many as 27,000 Sikh Labour Party members across the country or 5.2% of the total membership of 515,000. There are estimated to be 9,000 Sikh Conservative Party members or 6% of the total membership of around 150,000. A further 3,000 Sikhs are estimated to be members of the smaller political parties, with around 1,500 believed to be Liberal Democrat members and 500 believed to be Green Party members based on responses to the UK Sikh Survey.

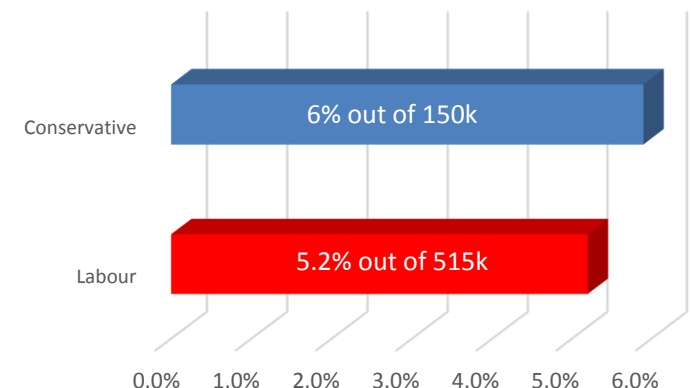
### *Political parties are struggling to get the vast majority of Sikh voters to identify with them*

Successive British Social Attitudes Surveys suggest identification with political parties fell between 1987 and 2012. In 1987 the proportion of the public who identified with a political party 'very' or 'fairly' strongly was 46%, compared to a historic low of 31% in 2012. Over the same period the proportion who felt no identification with a political party rose from 8% in 1987 to 22% in 2012.

Party identification, however, is again on the rise. Having reached the historic low in 2012, the proportion who identify with a party 'very' or 'fairly' strongly rose to 37% in 2014 and to 41% in 2015 – the highest level in any British Social Attitudes Survey since 1987. The proportion who felt no identification with a political party fell to 19% in 2014 and again fell to 15% in 2015.

Despite the large number of Sikhs who join political parties the UK Sikh Survey indicates the proportion who identify with a party 'very' or 'fairly' strongly is at 35% and lower than the national average of 41% in 2015. The figure for Sikh men is 37% and for Sikh women 31%. The figures for Sikhs that are 50 years of age and over is 41%, but for those under 40 years of age it falls to 31%. The proportion who felt no identification with a political party is a staggering 39% and much higher than the national average of 15% in 2015. The figure for Sikh men is 38% and for Sikh women 41%. The percentages are high for all age groups, but especially those under 40 years of age where 43% felt no identification with a political party. Overall this suggests around 10% of Sikhs associate so strongly with political parties that they chose to become members, but on the whole the political parties are struggling to get the vast majority of Sikh voters to identify with them.

### **% of Sikh membership in main political parties**





## Political activism & representation (continued)

### *Nearly three quarters of Sikhs are dissatisfied with their MPs on taking forward Sikh issues*

Over 72% of those who responded to the UK Sikh Survey believe their local MP has been either ineffective or not very effective since the May 2015 General Election on Sikh issues. The level of dissatisfaction is similar between Sikh men and women, but higher for those under 40 years of age at 76%, compared to those over 40 years of age at 67%. Regionally Sikhs in the Yorkshire and Humber region are most dissatisfied at 76.7%, although the percentages for other regions with large numbers of respondents is little better – East Midlands (75%), London (71.6%), West Midlands (71.4%) and South East (70.1%).



### *Only 1 in 9 Sikhs feel Parliament effectively represents them*

After the 2015 General Election there were 41 minority ethnic MPs, 14 more than in the previous Parliament, but no Sikh MPs for the first time since 1992. Only 6% of MPs in the House of Commons and Members of the House of Lords are from an ethnic minority background, whereas the ethnic minority population of the UK is 13%. The issue of Parliament being representative of the people it serves is not just an issue for Sikhs, although the problem is far more acute.

Sikhs have no MPs in Parliament and there are only three Sikh Lords, two Conservatives and one cross-bencher. Only 1 in 9 or 11% of those responding to the UK Sikh Survey indicated that they felt the UK Parliament (Commons and Lords) effectively represented them as a Sikh, although a quarter were not sure. Only 7.6% of those aged 40 years of age or under felt Parliament effectively represented them compared to 15% of those aged over 40 years of age. The percentage for Sikh men was 12.2% compared to 9% for Sikh women. Regionally 15.8% of Sikhs in the East Midlands felt effectively represented followed by the West Midlands (10.7%), London (10.1%), South East (9.3%) and Yorkshire and Humber (7.2%).

**ONLY 1 IN 9  
SIKHS FEEL  
PARLIAMENT  
EFFECTIVELY  
REPRESENTS  
THEM**



### *More than three quarters indicate political engagement and interest would be increased if there were more Sikh MPs & Peers*

77% of those responding to the UK Sikh Survey indicated their political engagement and interest would be increased if there were more Sikh MPs & Peers. This strength of feeling was expressed across the gender divide – Sikh men (78.6%), Sikh women (73.8%); across all regions ranging from 80.6% in the Yorkshire and Humber region to 74% in the West Midlands and across the age groups.



**NEARLY 8 OUT OF 10 SIKHS SAY  
MORE SIKH MPs & PEERS WOULD  
INCREASE THEIR ENGAGEMENT**



## Relevance to Sikh Manifesto issues

### Section 1- More effective representation in Parliament

More effective representation in Parliament of issues of importance to the Sikh community, including an increase in Sikh representation in the House of Commons and Lords.

- 82% Sikh turnout in the last General Election
- Sikhs 5 times more likely to be members of political parties
- Sikhs twice as more likely to have a degree or higher qualification compared to the average for the population
- Political parties are struggling to get the vast majority of Sikh voters (39%) to identify with them compared to national average of 15%
- Nearly three quarters of Sikhs are dissatisfied with their MPs on taking forward Sikh issues
- Only 1 in 9 Sikhs feel Parliament effectively represents them
- More than three quarters indicate political engagement and interest would be increased if there were more Sikh MPs & Peers (currently no Sikh MPs and only three Sikh peers)



### Section 2 - Separate ethnic monitoring of Sikhs

Changing the Office for National Statistics (ONS) guidance to public bodies on collecting, monitoring and using ethnic group data by requiring Sikhs to be monitored as a distinct ethnic group and agreeing to a separate ethnic tick box for Sikhs in the 2021 Census.



### The vast majority (69%) of Sikhs in Britain are born in the UK

- Over 91% of Sikhs in the UK have British nationality
- Strong evidence indicates that ONS should recommend to Parliament the inclusion of a separate ethnic tick box for Sikhs in the Census 2021
- Over 100,000 hate crimes against Sikhs in the last 12 months
- 1 in 7 Sikhs directly experience discrimination in the workplace
- Sikhs least likely to be unemployed consistent with basic Sikh principle of working to earn an honest living
- Nearly 1 in 5 Sikhs encounter unacceptably high levels of discrimination in their daily lives in public spaces
- 1 in 12 Sikhs suffer unsatisfactory discrimination at the hands of public officials

### Section 3 - Statutory Code of Practice on the 5Ks and Sikh Turban

Introduction of a statutory Code of Practice on the 5K's and Sikh turban to prevent discrimination in the workplace and public spaces.

- 94% demand Statutory Code of Practice for the 5K's and Sikh turban

| Kanga                                      | Kesh  | Kara  | Kirpan  | Kachera   |
|--|---|---|---|---|
|  |   |   |   |   |
| A special comb that represents cleanliness | This is the uncut hair which symbolises spiritual power | A steel bangle, symbolising unity, of self and a process of constant learning | A Sikh sword, a symbol of respect and justice | A special pair of shorts. These are a symbol of modesty |

### Section 4 - Action against perpetrators of grooming and forced conversions

Determined UK Government action against perpetrators of grooming and forced conversions and abandonment of the term 'Asian' by public bodies and the media.

- 30% under the age of 40 indicate being targeted to covert to another faith
- More than 1 in 7 of Sikh women indicate being targeted by grooming gangs
- 90% feel not enough is being done to tackle sexual grooming and forced conversions
- 19 out of 20 Sikhs reject being described as 'Indian' or 'Asian'

## Relevance to Sikh Manifesto issues (continued)

### Section 5 - Network of state funded Sikh ethos schools


Central and local government support for a network of state funded Sikh ethos schools.

Nearly three quarters responding to the UK Sikh Survey said they would send their child to a state funded Sikh ethos school if one is or was available locally. Demand exists for Sikh ethics schools across the UK.

### Section 6 - Monument in London to highlight Sikh sacrifices in the First World War

Allocation of a suitable site in central London for a permanent monument to highlight Sikh sacrifices in the First World War to be funded through public subscriptions.

- 22% and 34% had a family member serve in the First World War and Second World War respectively
- More than four out of five think the UK Government has not done enough in the 2014-2018 period to recognise Sikh sacrifices in the First World War, such as allocate a site for a permanent monument in central London.
- Sikhs donate over £1.2 million a day to charities, equivalent to more than 6.5 times the average annual charitable donation per person



### Section 7 - Pressure on France to stop discrimination against turban wearing Sikhs

UK Government working with other governments to exert pressure on France (and Belgium) to honour decisions by the UNHRC with respect to discrimination against turban wearing Sikhs.

### Section 8 - Independent public inquiry into UK Government action in the lead up to and after the 1984 Sikh Genocide



Independent public inquiry into the actions of the UK Government in the lead up to and after the June and November 1984 Sikh Genocide, including restrictions imposed on British Sikhs following pressure by India

- 92% think there should be an independent public inquiry to establish the full facts about UK Government involvement in the attack on Sri Harmandir Sahib in 1984
- 92% think the independent public inquiry should also cover actions the UK Government has taken against the Sikh community at the request of India from raising its voice of concern
- 85% believe the UK Government has been influenced by the India Government in its unfair treatment of Sikh political and religious activists?

### Section 9 - UN-led inquiry into the 1984 Sikh Genocide

UK Government recognition of the events of June and November 1984 as Sikh Genocide and backing for a UN-led inquiry into the atrocities committed by the Indian authorities.

- More than 97% have no or limited confidence in promises by the Modi led Indian government to prosecute those involved in the Sikh Genocide in 1984 or the Badal led Punjab Government to prosecute police officers involved in torture and fake encounters.
- 93% think the UK Government should support a UN-led inquiry into the 1984 Sikh Genocide

### Section 10 - Application of self determination to the Sikhs

UK Government recognition and support for the application of self determination to the Sikhs.

- 92% of Sikhs are owner occupiers the highest for any group in the UK
- 98% believe that every Sikh has the right to determine their own future as a basic human right
- 89% think the UK Government has a historic and moral responsibility towards Sikhs and their right to self determination



# Acknowledgements

## We would like to thank and continue to work with:

**The Office for National Statistics (ONS)**, in particular John Pullinger, the National Statistician, Ian Cope, Director, Census and Ben Humberstone, the Acting Director of 2021 Census who have shown a keen interest in the findings of the UK Sikh Survey 2016.

**Rt. Hon. Maria Miller**, the former Secretary of State for Culture, Media and Sport and former Minister for Women and Equality who is currently the Chair of the Women and Equalities Select Committee. She has used information on discrimination from the UK Sikh Survey to write to Amber Rudd, the Home Secretary and John Manzoni, the Chief Executive of the Civil Service.

**The Cabinet Office Race Disparity Unit** that the Prime Minister has set up to audit public service outcomes to reveal racial disparities and to help end injustices that people experience.

**The Department for Communities and Local Government**, in particular Lord Bourne, the Parliamentary Under Secretary of State for Communities for assisting with cross-government interaction with the findings of the UK Sikh Survey.

**The All Party Parliamentary Group (APPG) for British Sikhs**, in particular its Chair, Rob Marris MP that are already taking up a number of the issues highlighted in the UK Sikh Survey.

**The following academics** that have advised on the survey design, helped with the analysis and the findings report:

- Dr Opinderjit Kaur Takhar - University of Wolverhampton
- Dr Jasjit Singh - University of Leeds
- Gurbachan Jandu - Birkbeck College University of London
- Dr Jatinder Singh Mehmi - Principal Social Scientist Environment Agency
- Katherine Joy Dowds - Trinity College Dublin

**The following authors** of this findings report representing the Sikh Network

- Dabinderjit Singh OBE CPFA
- Randeep Singh MSc, CTA
- Jas Singh ACMA

**We would like to thank all the 4,559 Sikhs** that have taken part in this study, supportive Sikh organisations and Gurdwara's and many more who have helped the Sikh Network produce findings which affect not only the British Sikh community, but also those involved in making policies and decisions that impact on the whole population. Those taking part have shared their experiences and views and become an important part of the bigger picture of the life of Sikhs in the UK. The statistics produced do not identify individuals who provided information in confidence. The detailed information provided will remain strictly confidential.



All Party Parliamentary  
Group for British Sikhs



UNIVERSITY OF LEEDS



UNIVERSITY OF  
WOLVERHAMPTON



Trinity College Dublin  
Coláiste na Tríonóide, Baile Átha Cliath  
The University of Dublin



Environment  
Agency



[www.thesikhnetwork.com](http://www.thesikhnetwork.com)



[info@thesikhnetwork.com](mailto:info@thesikhnetwork.com)



[@thesikhnet](https://twitter.com/thesikhnet)



[The Sikh Network](https://www.facebook.com/TheSikhNetwork)